

**2023 PONTOTOC COUNTY ASSESSOR'S OFFICE REPORT TO THE EXCISE BOARD**

07/26/2023

City/Village								
DISTRICT	DESCRIPTION	PERSONAL PROPERTY	REAL PROPERTY	PUBLIC SERVICE	TOTAL VALUATION	HOMESTEAD EXEMPTIONS	OTHER EXEMPTIONS	NET VALUATION
T01	Ada	15,508,020	112,337,030	5,260,099	133,105,149	2,068,477	890,694	130,145,978
T02	Allen	238,273	2,237,996	268,909	2,745,178	124,509	60,027	2,560,642
T03	Byng	186,498	3,522,795	365,738	4,075,031	155,989	158,194	3,760,848
T04	Fitzhugh	69,787	1,025,100	16,537	1,111,424	48,000	77,872	985,552
T05	Francis	182,516	817,345	297,926	1,297,787	60,612	27,883	1,209,292
T06	Roff	616,087	2,123,886	838,416	3,578,389	134,878	20,482	3,423,029
T07	Stonewall	156,469	933,581	497,998	1,588,048	78,884	18,510	1,490,654
<b>CITY/VILLAGE TOTAL VALUATION</b>		<b>16,957,650</b>	<b>122,997,733</b>	<b>7,545,623</b>	<b>147,501,006</b>	<b>2,671,349</b>	<b>1,253,662</b>	<b>143,575,995</b>

County								
DISTRICT	DESCRIPTION	PERSONAL PROPERTY	REAL PROPERTY	PUBLIC SERVICE	TOTAL VALUATION	HOMESTEAD EXEMPTIONS	OTHER EXEMPTIONS	NET VALUATION
C001	Pontotoc County General	69,057,733	246,286,479	63,448,921	378,793,133	6,845,188	4,578,576	367,369,369
<b>COUNTY TOTAL VALUATION</b>		<b>69,057,733</b>	<b>246,286,479</b>	<b>63,448,921</b>	<b>378,793,133</b>	<b>6,845,188</b>	<b>4,578,576</b>	<b>367,369,369</b>

School								
DISTRICT	DESCRIPTION	PERSONAL PROPERTY	REAL PROPERTY	PUBLIC SERVICE	TOTAL VALUATION	HOMESTEAD EXEMPTIONS	OTHER EXEMPTIONS	NET VALUATION
I-1	I-1 Allen	1,094,727	7,338,796	6,570,992	15,004,515	308,641	277,696	14,418,178
I-16	I-16 Byng	11,523,625	57,732,826	14,769,015	84,025,466	1,829,419	1,732,457	80,463,590
I-19	I-19 Ada	23,595,136	105,144,181	8,348,192	137,087,509	1,854,952	802,059	134,430,498
I-24	I-24 Latta	16,791,894	27,845,031	4,773,962	49,410,887	798,193	692,670	47,920,024
I-30	I-30 Stonewall	3,119,370	15,825,171	20,132,070	39,076,611	662,413	282,212	38,131,986
I-37	I-37 Roff	10,999,519	8,965,539	4,502,820	24,467,878	348,616	114,961	24,004,301
I-9	I-9 Vanoss	1,736,954	21,965,502	4,048,201	27,750,657	975,236	673,325	26,102,096
J-1-112	J-1-112 Pottawatomie	95,677	293,027	52,050	440,754	5,000	0	435,754
J-2	J-2 Stratford	17,576	174,137	5,792	197,505	10,000	0	187,505
J-2A	J-2A Coal	83,255	1,002,269	245,827	1,331,351	52,718	3,196	1,275,437
<b>SCHOOL TOTAL VALUATION</b>		<b>69,057,733</b>	<b>246,286,479</b>	<b>63,448,921</b>	<b>378,793,133</b>	<b>6,845,188</b>	<b>4,578,576</b>	<b>367,369,369</b>

**2023 PONTOTOC COUNTY ASSESSOR'S OFFICE REPORT TO THE EXCISE BOARD**

07/26/2023

Vo-Tech								
DISTRICT	DESCRIPTION	PERSONAL PROPERTY	REAL PROPERTY	PUBLIC SERVICE	TOTAL VALUATION	HOMESTEAD EXEMPTIONS	OTHER EXEMPTIONS	NET VALUATION
V14	PONTOTOC VO TECH	68,944,480	245,819,315	63,391,079	378,154,874	6,830,188	4,578,576	366,746,110
V14-H	PONTOTOC VO TECH-HUGHES	0	0	0	0	0	0	0
V14-J	PONTOTOC VO TECH-JOHNSTO	0	0	0	0	0	0	0
V14-M	PONTOTOC VO TECH- MURRAY	0	0	0	0	0	0	0
V5	GORDON COOPER VO TECH	95,677	293,027	52,050	440,754	5,000	0	435,754
V7	KIAMICHI VO TECH	0	0	0	0	0	0	0
V8	MID-AMERICA VO TECH	17,576	174,137	5,792	197,505	10,000	0	187,505
<b>VO-TECH TOTAL VALUATION</b>		<b>69,057,733</b>	<b>246,286,479</b>	<b>63,448,921</b>	<b>378,793,133</b>	<b>6,845,188</b>	<b>4,578,576</b>	<b>367,369,369</b>

I, RENAE FURIMSKY, Assessor of Pontotoc County Oklahoma, do hereby certify that the foregoing is a true and correct statement of valuations for Real Estate, Personal Property, Public Service and Homestead Exemptions as certified by the State Board of Equalization and shown by the records in the County Assessor's office. Subscribed by my name and affixed the seal of the County Assessors office on this day of 07/26/2023.

State of Oklahoma )  
 ) SS  
 Pontotoc County )

*Renae Furimsky*

7-26-23  
 Date


RENAE FURIMSKY  
 County Assessor  
 Pontotoc County



I, , County Clerk of Pontotoc County Oklahoma, do hereby certify that the above is a true, correct and complete list of the valuations of Pontotoc County Oklahoma as certified by the Pontotoc County Assessor's office.

*Jenny Brown*

County Clerk  
 Pontotoc County



Excise Board:

*Eaine Bearden*

*Elden*

*Bill Df*

7-31-2023  
 Date

Real	Count	Value
Agricultural	43	1,273,645
Commercial	1,034	41,345,919
Residential	6,573	69,717,466
<b>Total Real Value</b>	<b>7,650</b>	<b>112,337,030</b>
Homestead	1,905	2,068,477
Veteran	65	890,694
Other	0	0
<b>Total Exempt</b>	<b>2,138</b>	<b>2,959,171</b>

**TIF Increment Value**

**Net Assessed** 109,377,859

**Net Assessed Under Protest**

Senior Freeze	269	1,048,381
Capped Parcels	5,058	17,917,995

Personal	Count	Value
Agricultural	12	81,275
Commercial	885	15,830,855
Mobile Home	15	19,944
<b>Total Personal</b>	<b>912</b>	<b>15,932,074</b>
<b>Total Exempt</b>	<b>3</b>	<b>424,054</b>

**TIF Increment Value**

**Net Assessed** 15,508,020

**Net Assessed Under Protest**

Public Service	Count	Value
<b>Total PS Value</b>	<b>37</b>	<b>5,260,099</b>

**TIF Increment Value**

**Net Assessed** 5,260,099

**District Totals**

Total Gross Value	133,529,203
Homestead Loss	2,068,477
Other Exemption Loss	1,314,748

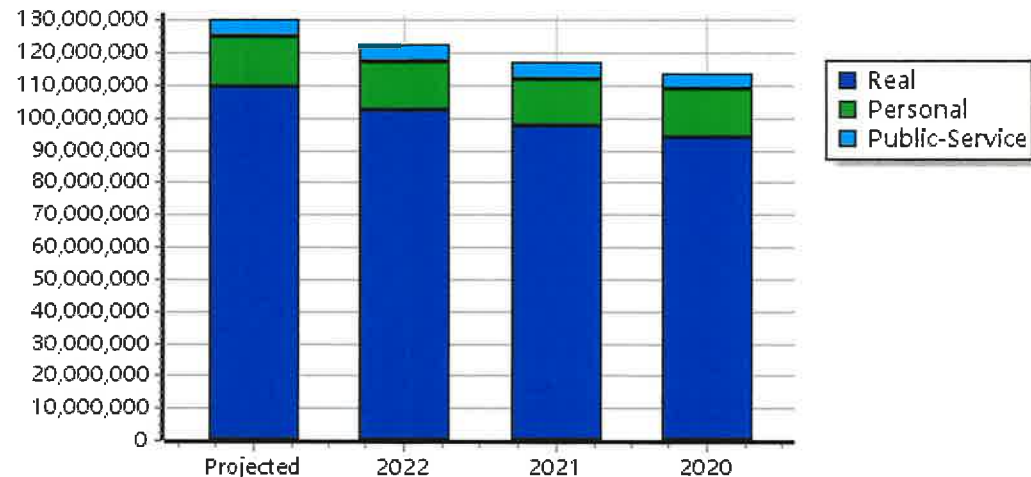
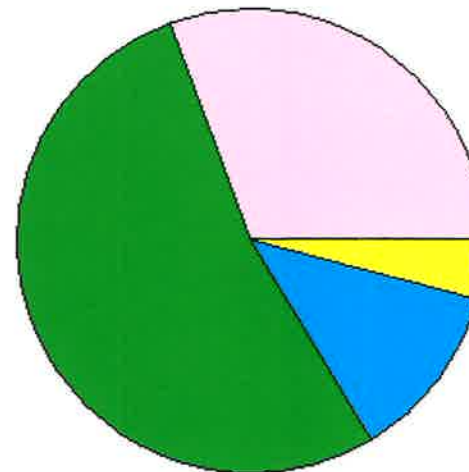
**TIF Increment Value**

**Retained TIF Value**

**Net Assessed Value** 130,145,978

**Net Assessed Under Protest**

\* Public Service Protests Values are not included on this report.



Real	Count	Value
Agricultural	0	0
Commercial	52	226,304
Residential	549	2,011,692
<b>Total Real Value</b>	<b>601</b>	<b>2,237,996</b>
Homestead	113	124,509
Veteran	15	60,027
Other	0	0
<b>Total Exempt</b>	<b>141</b>	<b>184,536</b>

**TIF Increment Value**

**Net Assessed 2,053,460**

**Net Assessed Under Protest**

Senior Freeze	19	21,473
Capped Parcels	242	305,899

Personal	Count	Value
Agricultural	5	5,956
Commercial	36	225,554
Mobile Home	7	9,934
<b>Total Personal</b>	<b>48</b>	<b>241,444</b>
<b>Total Exempt</b>	<b>4</b>	<b>3,171</b>

**TIF Increment Value**

**Net Assessed 238,273**

**Net Assessed Under Protest**

Public Service	Count	Value
<b>Total PS Value</b>	<b>6</b>	<b>268,909</b>

**TIF Increment Value**

**Net Assessed 268,909**

**District Totals**

Total Gross Value	2,748,349
Homestead Loss	124,509
Other Exemption Loss	63,198

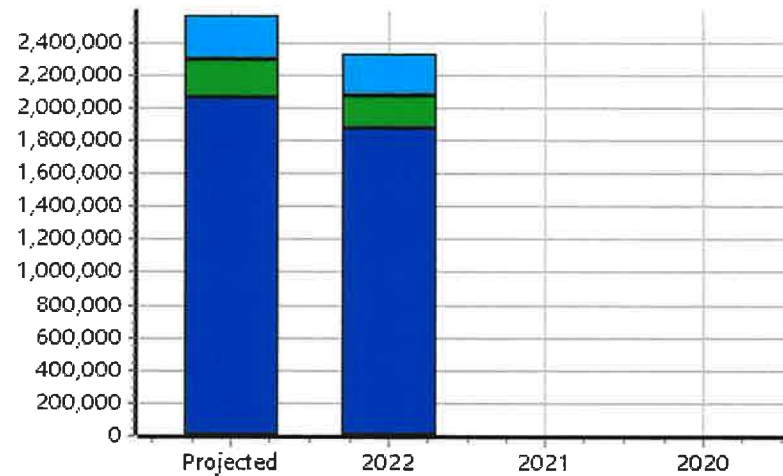
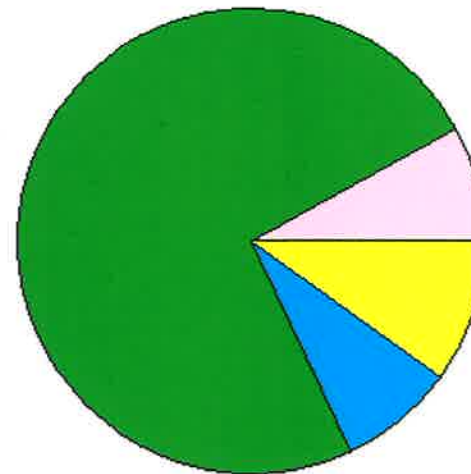
**TIF Increment Value**

**Retained TIF Value**

**Net Assessed Value 2,560,642**

**Net Assessed Under Protest**

\* Public Service Protests Values are not included on this report.



Real	Count	Value
Agricultural	30	99,198
Commercial	12	174,479
Residential	386	3,249,118
<b>Total Real Value</b>	<b>428</b>	<b>3,522,795</b>
Homestead	148	155,989
Veteran	16	158,194
Other	0	0
<b>Total Exempt</b>	<b>172</b>	<b>314,183</b>

**TIF Increment Value**

**Net Assessed 3,208,612**

**Net Assessed Under Protest**

Senior Freeze	20	52,480
Capped Parcels	165	446,220

Personal	Count	Value
Agricultural	11	15,075
Commercial	35	170,935
Mobile Home	3	847
<b>Total Personal</b>	<b>49</b>	<b>186,857</b>
<b>Total Exempt</b>	<b>2</b>	<b>359</b>

**TIF Increment Value**

**Net Assessed 186,498**

**Net Assessed Under Protest**

Public Service	Count	Value
<b>Total PS Value</b>	<b>8</b>	<b>365,738</b>

**TIF Increment Value**

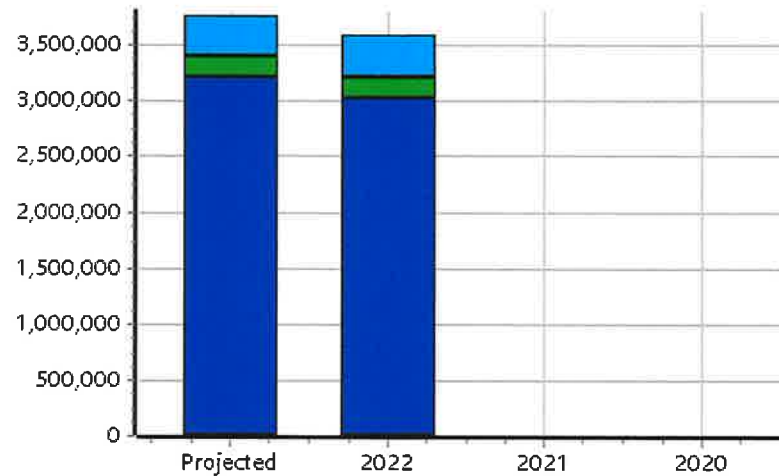

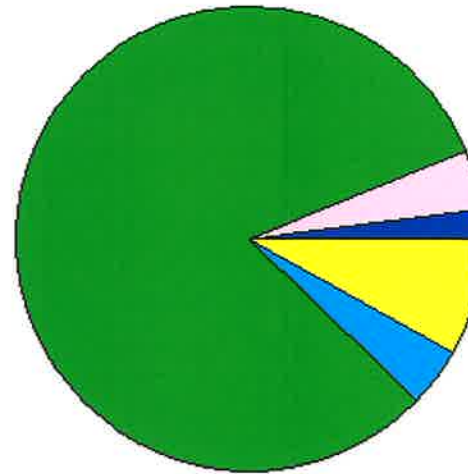
**Net Assessed 365,738**

**District Totals**

Total Gross Value	4,075,390
Homestead Loss	155,989
Other Exemption Loss	158,553
<b>TIF Increment Value</b>	
<b>Retained TIF Value</b>	
<b>Net Assessed Value</b>	<b>3,760,848</b>

**Net Assessed Under Protest**

\* Public Service Protests Values are not included on this report.



Real	Count	Value
Agricultural	54	328,413
Commercial	0	0
Residential	120	696,687
<b>Total Real Value</b>	<b>174</b>	<b>1,025,100</b>
Homestead	42	48,000
Veteran	13	77,872
Other	0	0
<b>Total Exempt</b>	<b>61</b>	<b>125,872</b>

**TIF Increment Value**

**Net Assessed 899,228**

**Net Assessed Under Protest**

Senior Freeze	7	12,677
Capped Parcels	55	167,323

Personal	Count	Value
Agricultural	22	53,883
Commercial	5	5,185
Mobile Home	4	11,719
<b>Total Personal</b>	<b>31</b>	<b>70,787</b>
<b>Total Exempt</b>	<b>5</b>	<b>1,000</b>

**TIF Increment Value**

**Net Assessed 69,787**

**Net Assessed Under Protest**

Public Service	Count	Value
<b>Total PS Value</b>	<b>4</b>	<b>16,537</b>

**TIF Increment Value**

**Net Assessed 16,537**

**District Totals**

Total Gross Value	1,112,424
Homestead Loss	48,000
Other Exemption Loss	78,872

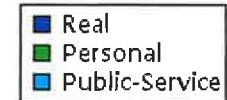
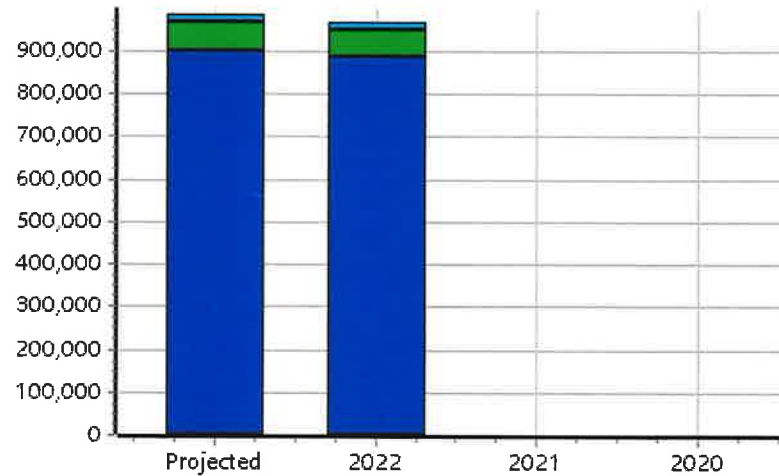

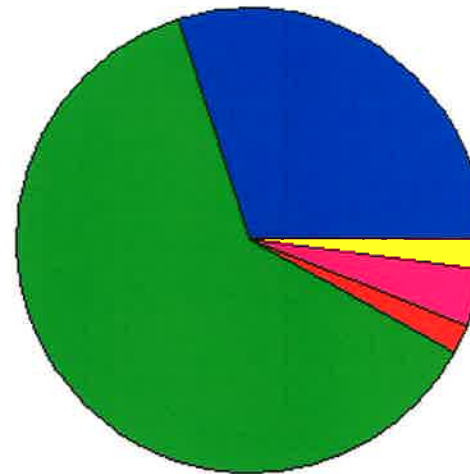
**TIF Increment Value**

**Retained TIF Value**


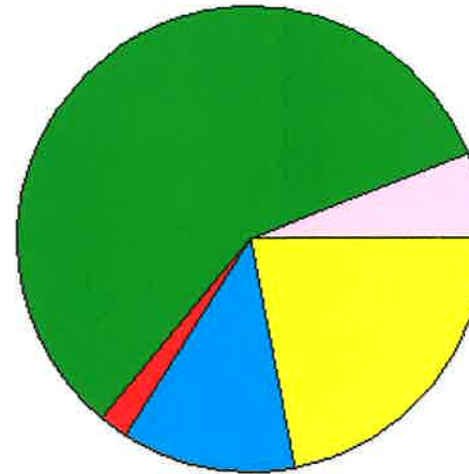
**Net Assessed Value 985,552**

**Net Assessed Under Protest**

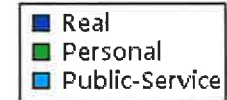
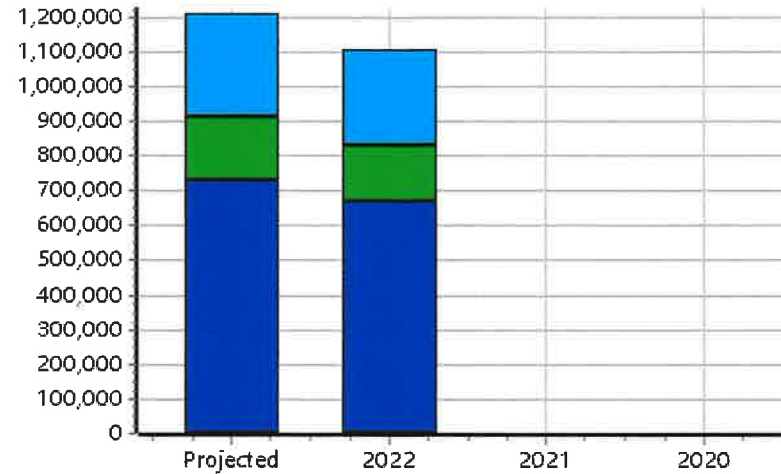
\* Public Service Protests Values are not included on this report.



Real	Count	Value
Agricultural	0	0
Commercial	7	76,302
Residential	283	741,043
<b>Total Real Value</b>	<b>290</b>	<b>817,345</b>
Homestead	51	60,612
Veteran	8	27,883
Other	0	0
<b>Total Exmpt</b>	<b>69</b>	<b>88,495</b>
<b>TIF Increment Value</b>		
<b>Net Assessed</b>		<b>728,850</b>
<b>Net Assessed Under Protest</b>		
Senior Freeze	10	21,999
Capped Parcels	151	160,213



Personal	Count	Value
Agricultural	4	5,460
Commercial	8	154,986
Mobile Home	7	22,270
<b>Total Personal</b>	<b>19</b>	<b>182,716</b>
<b>Total Exmpt</b>	<b>1</b>	<b>200</b>
<b>TIF Increment Value</b>		
<b>Net Assessed</b>		<b>182,516</b>
<b>Net Assessed Under Protest</b>		
Public Service	Count	Value
<b>Total PS Value</b>	<b>5</b>	<b>297,926</b>
<b>TIF Increment Value</b>		
<b>Net Assessed</b>		<b>297,926</b>



<b>District Totals</b>	
Total Gross Value	1,297,987
Homestead Loss	60,612
Other Exemption Loss	28,083
<b>TIF Increment Value</b>	
<b>Retained TIF Value</b>	
<b>Net Assessed Value</b>	<b>1,209,292</b>
<b>Net Assessed Under Protest</b>	

\* Public Service Protests Values are not included on this report.

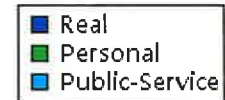
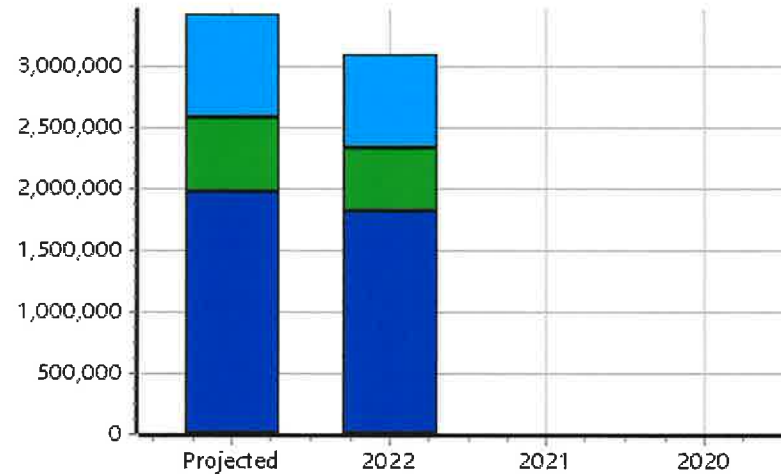

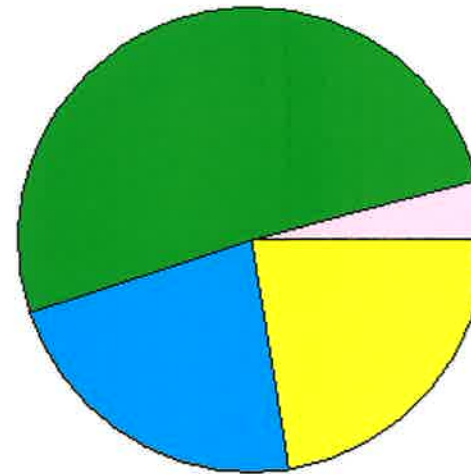
Real	Count	Value
Agricultural	17	1,450
Commercial	39	177,103
Residential	451	1,945,333
<b>Total Real Value</b>	<b>507</b>	<b>2,123,886</b>
Homestead	125	134,878
Veteran	5	20,482
Other	0	0
<b>Total Exempt</b>	<b>142</b>	<b>155,360</b>
<b>TIF Increment Value</b>		
<b>Net Assessed</b>		<b>1,968,526</b>
<b>Net Assessed Under Protest</b>		
Senior Freeze	14	28,655
Capped Parcels	228	399,172

Personal	Count	Value
Agricultural	2	311
Commercial	37	878,229
Mobile Home	4	7,199
<b>Total Personal</b>	<b>43</b>	<b>885,739</b>
<b>Total Exempt</b>	<b>1</b>	<b>269,652</b>
<b>TIF Increment Value</b>		
<b>Net Assessed</b>		<b>616,087</b>
<b>Net Assessed Under Protest</b>		

Public Service	Count	Value
<b>Total PS Value</b>	<b>6</b>	<b>838,416</b>
<b>TIF Increment Value</b>		
<b>Net Assessed</b>		<b>838,416</b>

<b>District Totals</b>	
Total Gross Value	3,848,041
Homestead Loss	134,878
Other Exemption Loss	290,134
<b>TIF Increment Value</b>	
<b>Retained TIF Value</b>	
<b>Net Assessed Value</b>	<b>3,423,029</b>
<b>Net Assessed Under Protest</b>	

\* Public Service Protests Values are not included on this report.





Real	Count	Value
Agricultural	0	0
Commercial	24	106,470
Residential	291	827,111
<b>Total Real Value</b>	<b>315</b>	<b>933,581</b>
Homestead	72	78,884
Veteran	3	18,510
Other	0	0
<b>Total Exempt</b>	<b>83</b>	<b>97,394</b>

**TIF Increment Value**

**Net Assessed 836,187**

**Net Assessed Under Protest**

Senior Freeze	10	17,611
Capped Parcels	182	279,774

Personal	Count	Value
Agricultural	6	6,870
Commercial	24	132,495
Mobile Home	9	17,104
<b>Total Personal</b>	<b>39</b>	<b>156,469</b>
<b>Total Exempt</b>	<b>0</b>	<b>0</b>

**TIF Increment Value**

**Net Assessed 156,469**

**Net Assessed Under Protest**

Public Service	Count	Value
<b>Total PS Value</b>	<b>9</b>	<b>497,998</b>

**TIF Increment Value**

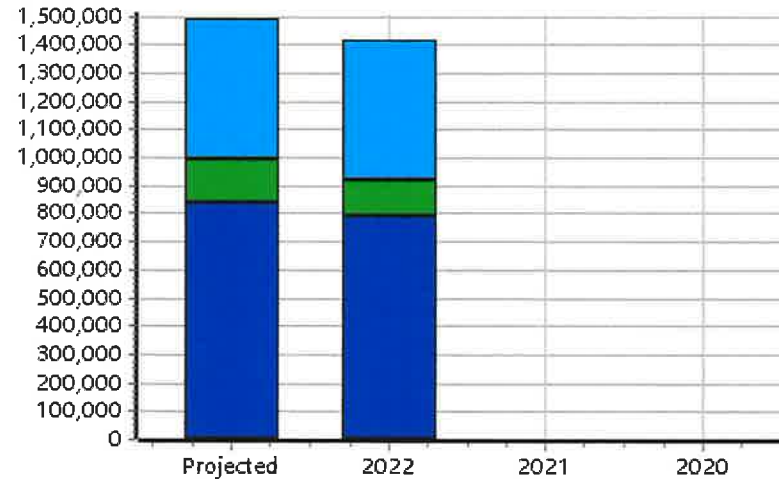
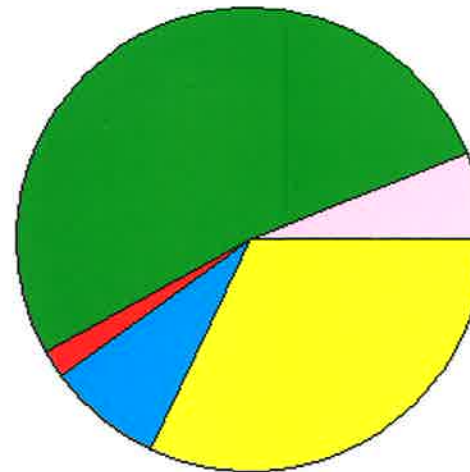
**Net Assessed 497,998**

**District Totals**

Total Gross Value	1,588,048
Homestead Loss	78,884
Other Exemption Loss	18,510
<b>TIF Increment Value</b>	
<b>Retained TIF Value</b>	
<b>Net Assessed Value</b>	<b>1,490,654</b>

**Net Assessed Under Protest**

\* Public Service Protests Values are not included on this report.



Real	Count	Value
Agricultural	4,563	30,683,797
Commercial	1,462	52,208,541
Residential	17,188	163,394,141
<b>Total Real Value</b>	<b>23,213</b>	<b>246,286,479</b>
Homestead	6,394	6,845,188
Veteran	377	4,578,576
Other	0	0
<b>Total Exempt</b>	<b>7,241</b>	<b>11,423,764</b>

**TIF Increment Value**

**Net Assessed 234,862,715**

**Net Assessed Under Protest**

Senior Freeze	825	3,764,922
Capped Parcels	13,183	44,138,501

Personal	Count	Value
Agricultural	1,187	2,596,027
Commercial	1,562	69,031,567
Mobile Home	411	997,839
<b>Total Personal</b>	<b>3,160</b>	<b>72,625,433</b>
<b>Total Exempt</b>	<b>183</b>	<b>3,567,700</b>

**TIF Increment Value**

**Net Assessed 69,057,733**

**Net Assessed Under Protest**

Public Service	Count	Value
<b>Total PS Value</b>	<b>199</b>	<b>63,448,921</b>

**TIF Increment Value**

**Net Assessed 63,448,921**

**District Totals**

Total Gross Value	382,360,833
Homestead Loss	6,845,188
Other Exemption Loss	8,146,276

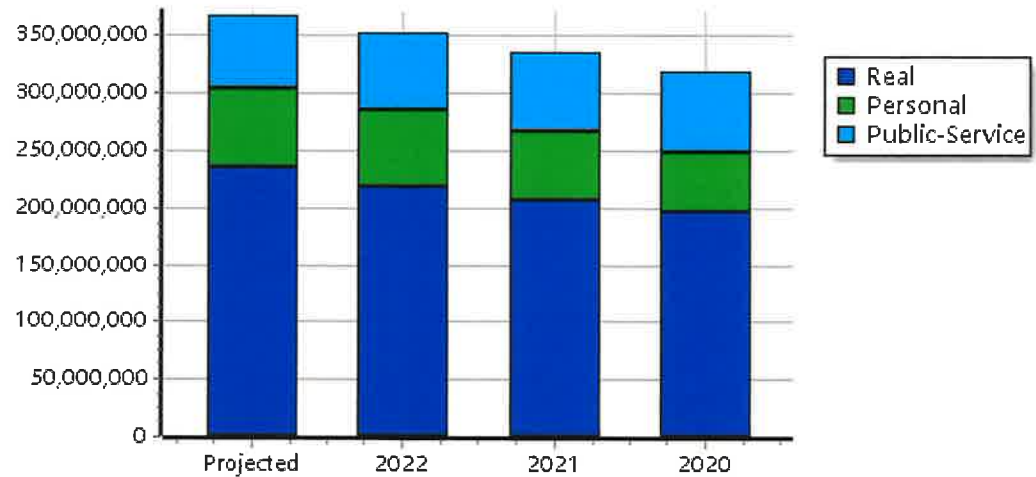
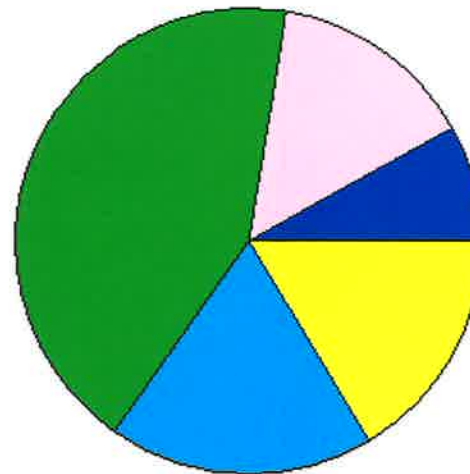
**TIF Increment Value**

**Retained TIF Value**


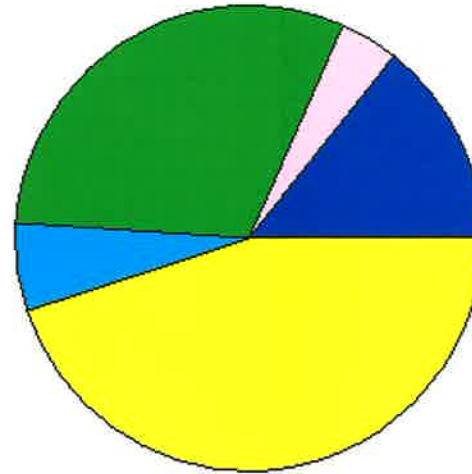
**Net Assessed Value 367,369,369**

**Net Assessed Under Protest**

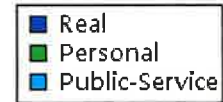
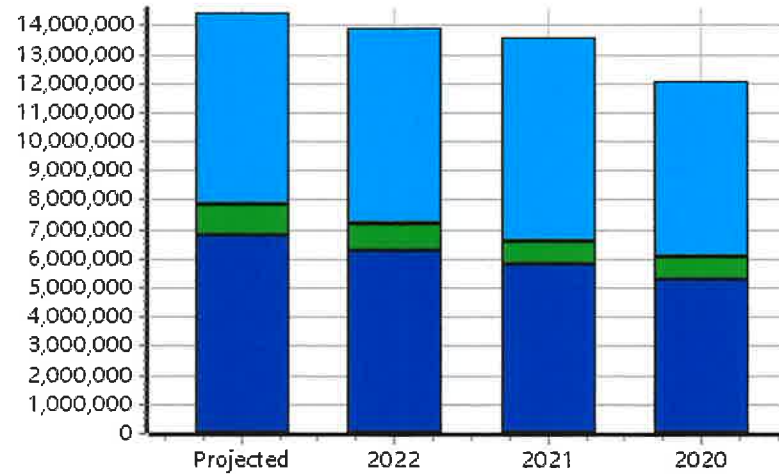
\* Public Service Protests Values are not included on this report.



Real	Count	Value
Agricultural	394	2,038,038
Commercial	63	713,697
Residential	983	4,587,061
<b>Total Real Value</b>	<b>1,440</b>	<b>7,338,796</b>
Homestead	288	308,641
Veteran	29	277,696
Other	0	0
<b>Total Exempt</b>	<b>341</b>	<b>586,337</b>
<b>TIF Increment Value</b>		
<b>Net Assessed</b>		<b>6,752,459</b>
<b>Net Assessed Under Protest</b>		
Senior Freeze	48	168,862
Capped Parcels	694	1,595,686



Personal	Count	Value
Agricultural	86	136,169
Commercial	72	926,199
Mobile Home	17	37,130
<b>Total Personal</b>	<b>175</b>	<b>1,099,498</b>
<b>Total Exempt</b>	<b>12</b>	<b>4,771</b>
<b>TIF Increment Value</b>		
<b>Net Assessed</b>		<b>1,094,727</b>
<b>Net Assessed Under Protest</b>		
Public Service	Count	Value
<b>Total PS Value</b>	<b>22</b>	<b>6,570,992</b>
<b>TIF Increment Value</b>		
<b>Net Assessed</b>		<b>6,570,992</b>



<b>District Totals</b>	
Total Gross Value	15,009,286
Homestead Loss	308,641
Other Exemption Loss	282,467
<b>TIF Increment Value</b>	
<b>Retained TIF Value</b>	
<b>Net Assessed Value</b>	<b>14,418,178</b>
<b>Net Assessed Under Protest</b>	

\* Public Service Protests Values are not included on this report.

Real	Count	Value
Agricultural	957	5,984,989
Commercial	172	5,914,015
Residential	4,271	45,833,822
<b>Total Real Value</b>	<b>5,400</b>	<b>57,732,826</b>
Homestead	1,722	1,829,419
Veteran	131	1,732,457
Other	0	0
<b>Total Exempt</b>	<b>1,963</b>	<b>3,561,876</b>

**TIF Increment Value**

**Net Assessed 54,170,950**

**Net Assessed Under Protest**

Senior Freeze	210	1,082,568
Capped Parcels	2,827	10,706,497

Personal	Count	Value
Agricultural	276	656,084
Commercial	259	10,936,678
Mobile Home	129	373,151
<b>Total Personal</b>	<b>664</b>	<b>11,965,913</b>
<b>Total Exempt</b>	<b>36</b>	<b>442,288</b>

**TIF Increment Value**

**Net Assessed 11,523,625**

**Net Assessed Under Protest**

Public Service	Count	Value
<b>Total PS Value</b>	<b>36</b>	<b>14,769,015</b>

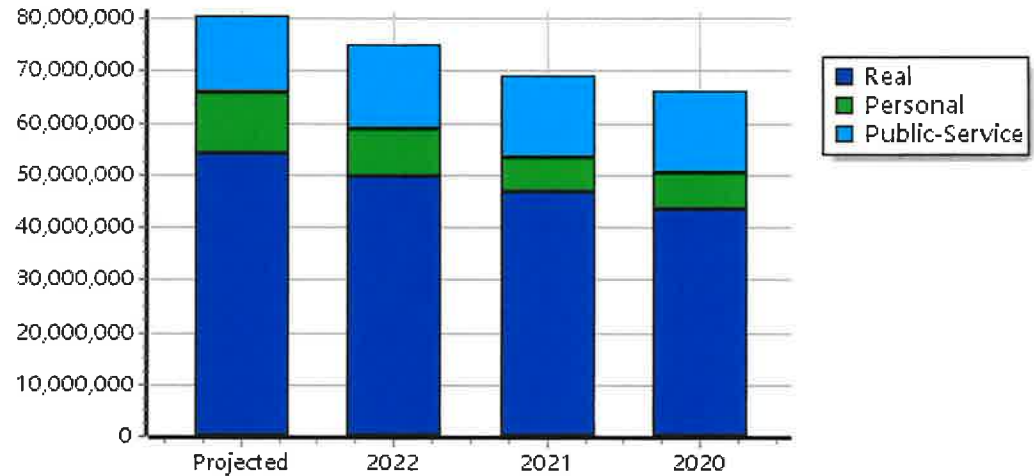
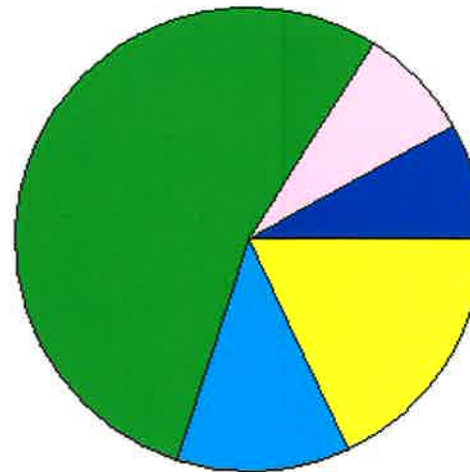
**TIF Increment Value**

**Net Assessed 14,769,015**

District Totals	
Total Gross Value	84,467,754
Homestead Loss	1,829,419
Other Exemption Loss	2,174,745
<b>TIF Increment Value</b>	
<b>Retained TIF Value</b>	
<b>Net Assessed Value</b>	<b>80,463,590</b>

**Net Assessed Under Protest**

\* Public Service Protests Values are not included on this report.



Real	Count	Value
Agricultural	39	1,285,295
Commercial	992	39,783,250
Residential	5,986	64,075,636
<b>Total Real Value</b>	<b>7,017</b>	<b>105,144,181</b>
Homestead	1,707	1,854,952
Veteran	57	802,059
Other	0	0
<b>Total Exempt</b>	<b>1,916</b>	<b>2,657,011</b>

**TIF Increment Value**

**Net Assessed** 102,487,170

**Net Assessed Under Protest**

Senior Freeze	239	919,196
Capped Parcels	4,617	16,639,779

Personal	Count	Value
Agricultural	13	90,346
Commercial	860	26,246,168
Mobile Home	23	8,353
<b>Total Personal</b>	<b>896</b>	<b>26,344,867</b>
<b>Total Exempt</b>	<b>12</b>	<b>2,749,731</b>

**TIF Increment Value**

**Net Assessed** 23,595,136

**Net Assessed Under Protest**

Public Service	Count	Value
<b>Total PS Value</b>	<b>34</b>	<b>8,348,192</b>

**TIF Increment Value**

**Net Assessed** 8,348,192

**District Totals**

Total Gross Value	139,837,240
Homestead Loss	1,854,952
Other Exemption Loss	3,551,790

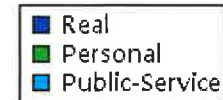
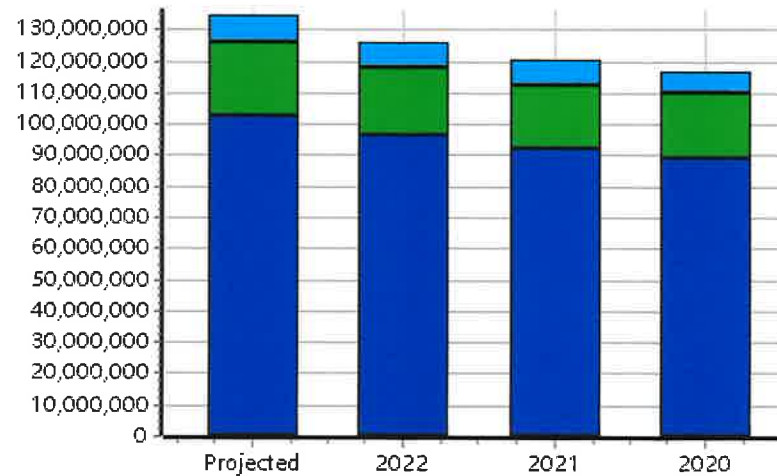

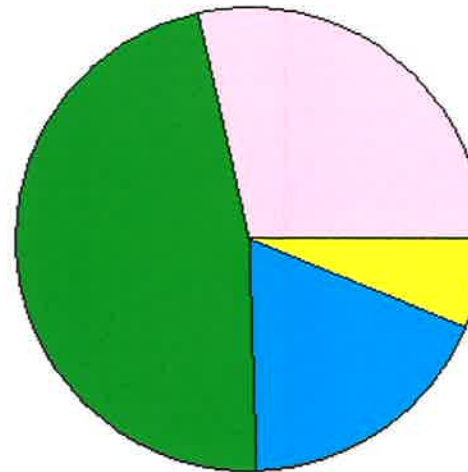
**TIF Increment Value**

**Retained TIF Value**

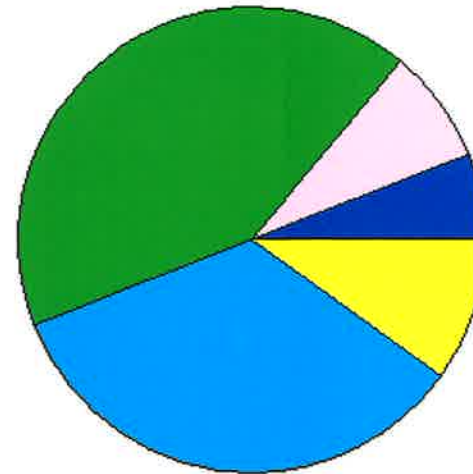
**Net Assessed Value** 134,430,498

**Net Assessed Under Protest**

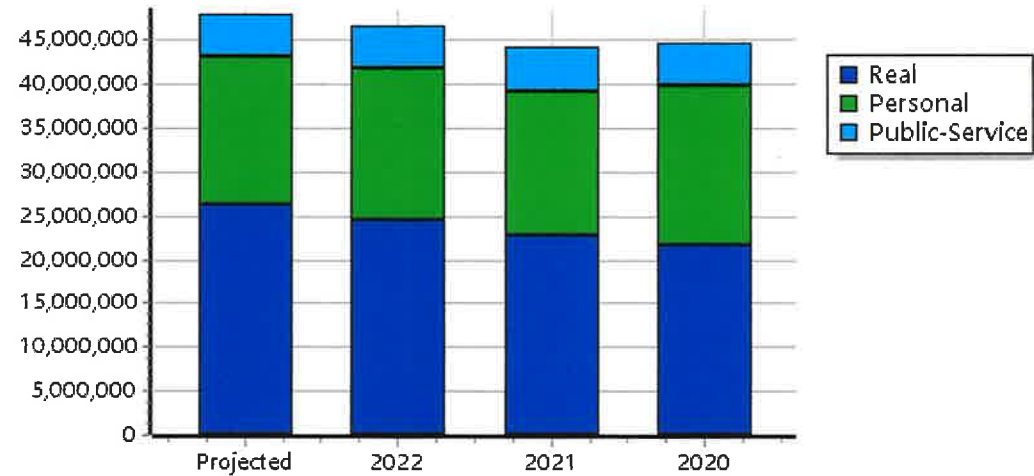
\* Public Service Protests Values are not included on this report.



Real	Count	Value
Agricultural	362	3,376,086
Commercial	76	3,791,485
Residential	1,714	20,677,460
<b>Total Real Value</b>	<b>2,152</b>	<b>27,845,031</b>
Homestead	751	798,193
Veteran	48	692,670
Other	0	0
<b>Total Exempt</b>	<b>847</b>	<b>1,490,863</b>
<b>TIF Increment Value</b>		
<b>Net Assessed</b>		<b>26,354,168</b>
<b>Net Assessed Under Protest</b>		
Senior Freeze	101	555,918
Capped Parcels	1,093	4,101,681



Personal	Count	Value
Agricultural	127	245,448
Commercial	99	16,412,927
Mobile Home	91	138,919
<b>Total Personal</b>	<b>317</b>	<b>16,797,294</b>
<b>Total Exempt</b>	<b>18</b>	<b>5,400</b>
<b>TIF Increment Value</b>		
<b>Net Assessed</b>		<b>16,791,894</b>
<b>Net Assessed Under Protest</b>		
Public Service	Count	Value
<b>Total PS Value</b>	<b>20</b>	<b>4,773,962</b>
<b>TIF Increment Value</b>		
<b>Net Assessed</b>		<b>4,773,962</b>



<b>District Totals</b>	
Total Gross Value	49,416,287
Homestead Loss	798,193
Other Exemption Loss	698,070
<b>TIF Increment Value</b>	
<b>Retained TIF Value</b>	
<b>Net Assessed Value</b>	<b>47,920,024</b>
<b>Net Assessed Under Protest</b>	

\* Public Service Protests Values are not included on this report.

Real	Count	Value
Agricultural	926	6,291,155
Commercial	74	793,096
Residential	1,390	8,740,920
<b>Total Real Value</b>	<b>2,390</b>	<b>15,825,171</b>
Homestead	624	662,413
Veteran	31	282,212
Other	0	0
<b>Total Exempt</b>	<b>697</b>	<b>944,625</b>

**TIF Increment Value**

**Net Assessed 14,880,546**

**Net Assessed Under Protest**

Senior Freeze	75	352,869
Capped Parcels	1,435	4,043,432

Personal	Count	Value
Agricultural	249	494,039
Commercial	118	2,500,041
Mobile Home	67	133,090
<b>Total Personal</b>	<b>434</b>	<b>3,127,170</b>
<b>Total Exempt</b>	<b>39</b>	<b>7,800</b>

**TIF Increment Value**

**Net Assessed 3,119,370**

**Net Assessed Under Protest**

Public Service	Count	Value
<b>Total PS Value</b>	<b>31</b>	<b>20,132,070</b>

**TIF Increment Value**

**Net Assessed 20,132,070**

**District Totals**

Total Gross Value	39,084,411
Homestead Loss	662,413
Other Exemption Loss	290,012

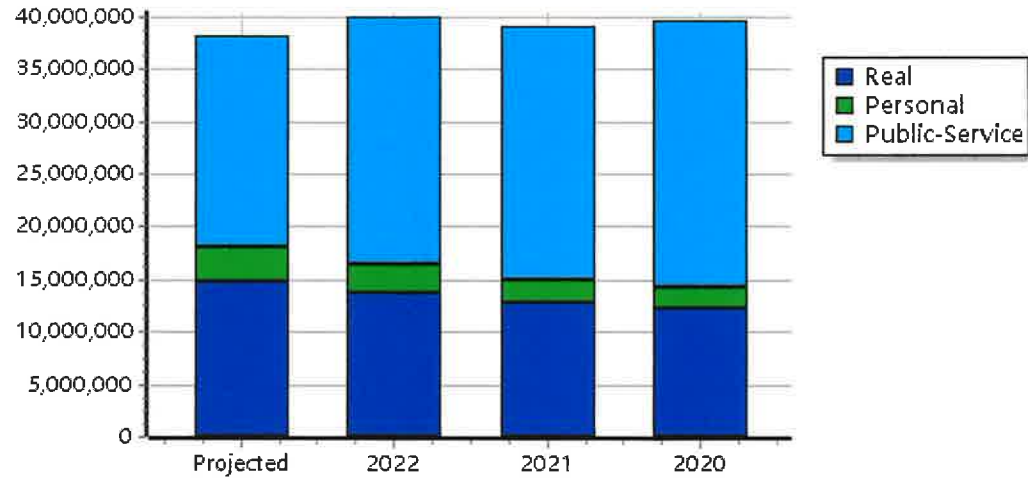
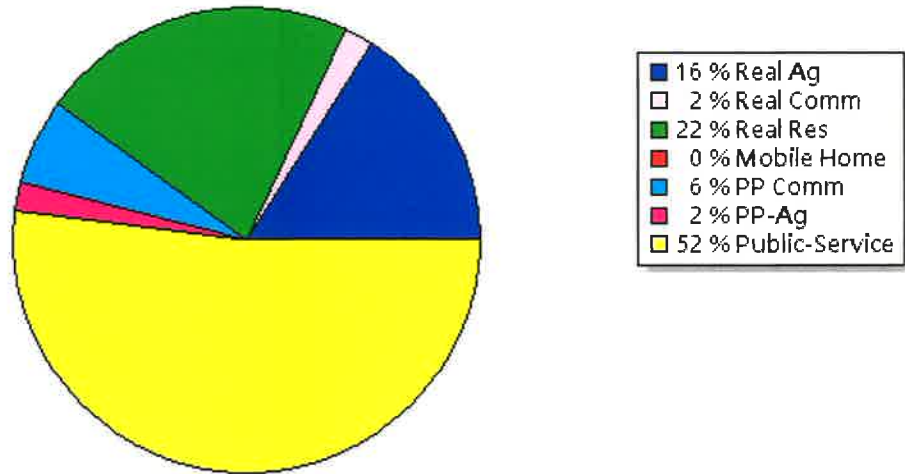
**TIF Increment Value**

**Retained TIF Value**

**Net Assessed Value 38,131,986**

**Net Assessed Under Protest**

\* Public Service Protests Values are not included on this report.



Real	Count	Value
Agricultural	621	3,701,889
Commercial	58	847,582
Residential	791	4,416,068
<b>Total Real Value</b>	<b>1,470</b>	<b>8,965,539</b>
Homestead	323	348,616
Veteran	20	114,961
Other	0	0
<b>Total Exempt</b>	<b>371</b>	<b>463,577</b>

**TIF Increment Value**

**Net Assessed 8,501,962**

**Net Assessed Under Protest**

Senior Freeze	35	123,216
Capped Parcels	792	2,153,472

Personal	Count	Value
Agricultural	104	258,408
Commercial	79	10,987,429
Mobile Home	26	101,852
<b>Total Personal</b>	<b>209</b>	<b>11,347,689</b>
<b>Total Exempt</b>	<b>17</b>	<b>348,170</b>

**TIF Increment Value**

**Net Assessed 10,999,519**

**Net Assessed Under Protest**

Public Service	Count	Value
<b>Total PS Value</b>	<b>24</b>	<b>4,502,820</b>

**TIF Increment Value**

**Net Assessed 4,502,820**

**District Totals**

Total Gross Value	24,816,048
Homestead Loss	348,616
Other Exemption Loss	463,131

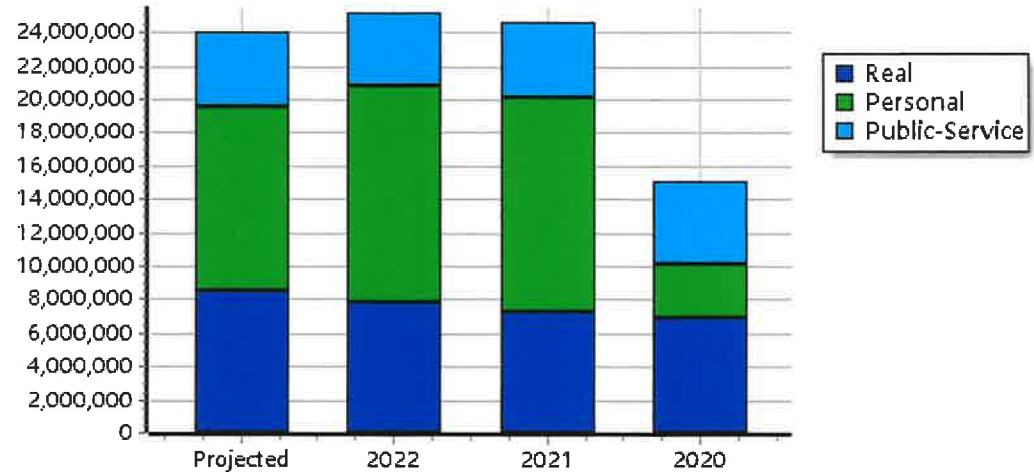
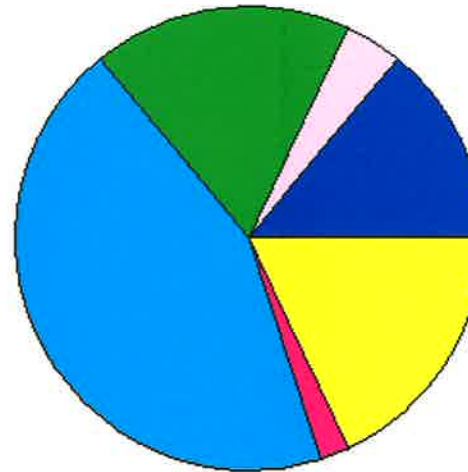
**TIF Increment Value**

**Retained TIF Value**

**Net Assessed Value 24,004,301**

**Net Assessed Under Protest**

\* Public Service Protests Values are not included on this report.





Real	Count	Value
Agricultural	1,095	7,171,272
Commercial	26	362,056
Residential	1,821	14,432,174
<b>Total Real Value</b>	<b>2,942</b>	<b>21,965,502</b>
Homestead	913	975,236
Veteran	60	673,325
Other	0	0
<b>Total Exempt</b>	<b>1,037</b>	<b>1,648,561</b>

**TIF Increment Value**

**Net Assessed 20,316,941**

**Net Assessed Under Protest**

Senior Freeze	113	510,061
Capped Parcels	1,514	4,451,810

Personal	Count	Value
Agricultural	301	651,240
Commercial	64	927,349
Mobile Home	54	166,905
<b>Total Personal</b>	<b>419</b>	<b>1,745,494</b>
<b>Total Exempt</b>	<b>44</b>	<b>8,540</b>

**TIF Increment Value**

**Net Assessed 1,736,954**

**Net Assessed Under Protest**

Public Service	Count	Value
<b>Total PS Value</b>	<b>19</b>	<b>4,048,201</b>

**TIF Increment Value**

**Net Assessed 4,048,201**

**District Totals**

Total Gross Value	27,759,197
Homestead Loss	975,236
Other Exemption Loss	681,865

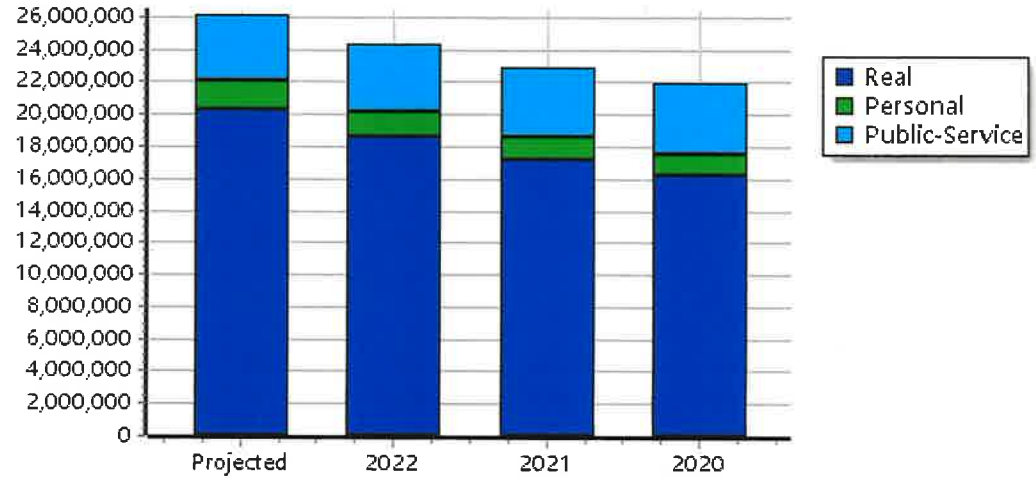
**TIF Increment Value**

**Retained TIF Value**

**Net Assessed Value 26,102,096**

**Net Assessed Under Protest**

\* Public Service Protests Values are not included on this report.



Real	Count	Value
Agricultural	21	217,046
Commercial	0	0
Residential	15	75,981
<b>Total Real Value</b>	<b>36</b>	<b>293,027</b>
Homestead	5	5,000
Veteran	0	0
Other	0	0
<b>Total Exempt</b>	<b>5</b>	<b>5,000</b>

**TIF Increment Value**

**Net Assessed 288,027**

**Net Assessed Under Protest**

Senior Freeze	0	0
Capped Parcels	6	26,736

Personal	Count	Value
Agricultural	3	10,732
Commercial	5	59,675
Mobile Home	2	25,470
<b>Total Personal</b>	<b>10</b>	<b>95,877</b>
<b>Total Exempt</b>	<b>1</b>	<b>200</b>

**TIF Increment Value**

**Net Assessed 95,677**

**Net Assessed Under Protest**

Public Service	Count	Value
<b>Total PS Value</b>	<b>5</b>	<b>52,050</b>

**TIF Increment Value**

**Net Assessed 52,050**

**District Totals**

Total Gross Value	440,954
Homestead Loss	5,000
Other Exemption Loss	200

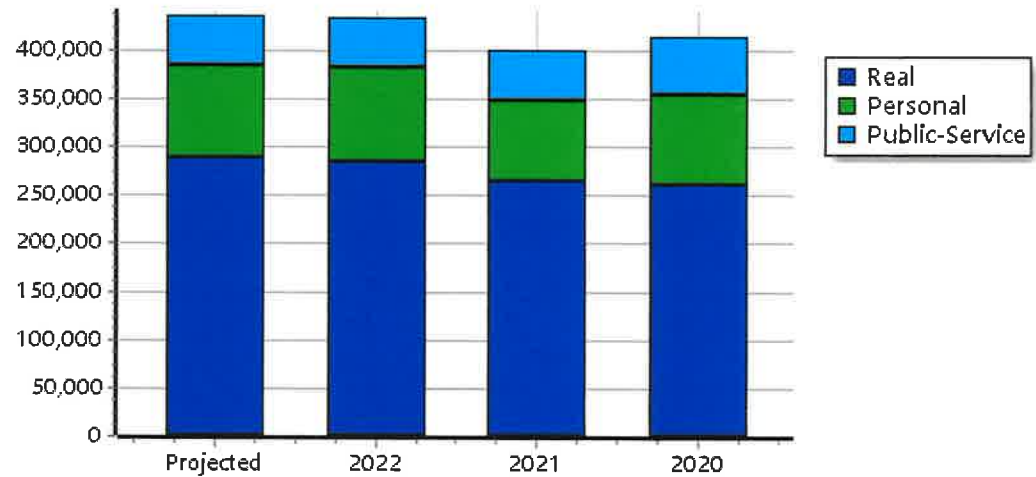
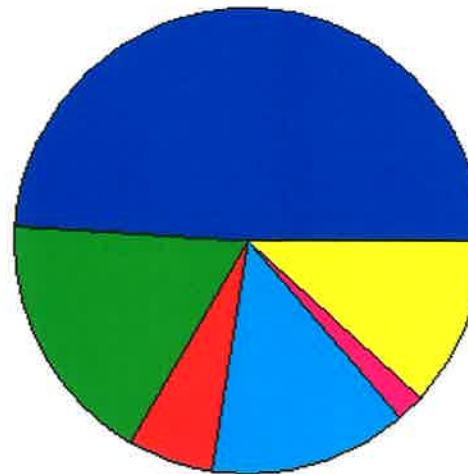
**TIF Increment Value**

**Retained TIF Value**

**Net Assessed Value 435,754**

**Net Assessed Under Protest**

\* Public Service Protests Values are not included on this report.



Real	Count	Value
Agricultural	20	83,221
Commercial	0	0
Residential	15	90,916
<b>Total Real Value</b>	<b>35</b>	<b>174,137</b>
Homestead	10	10,000
Veteran	0	0
Other	0	0
<b>Total Exempt</b>	<b>10</b>	<b>10,000</b>

**TIF Increment Value**

**Net Assessed 164,137**

**Net Assessed Under Protest**

Senior Freeze	2	30,582
Capped Parcels	14	46,905

Personal	Count	Value
Agricultural	8	17,885
Commercial	1	91
Mobile Home	0	0
<b>Total Personal</b>	<b>9</b>	<b>17,976</b>
<b>Total Exempt</b>	<b>2</b>	<b>400</b>

**TIF Increment Value**

**Net Assessed 17,576**

**Net Assessed Under Protest**

Public Service	Count	Value
<b>Total PS Value</b>	<b>2</b>	<b>5,792</b>

**TIF Increment Value**

**Net Assessed 5,792**

**District Totals**

Total Gross Value	197,905
Homestead Loss	10,000
Other Exemption Loss	400

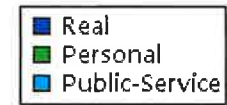
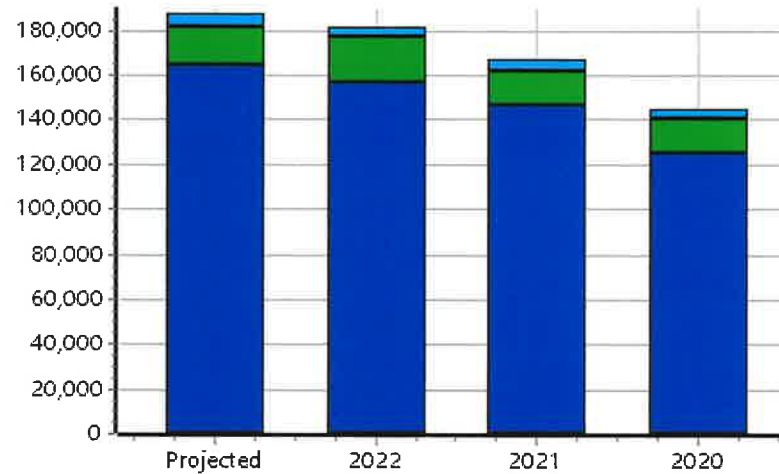

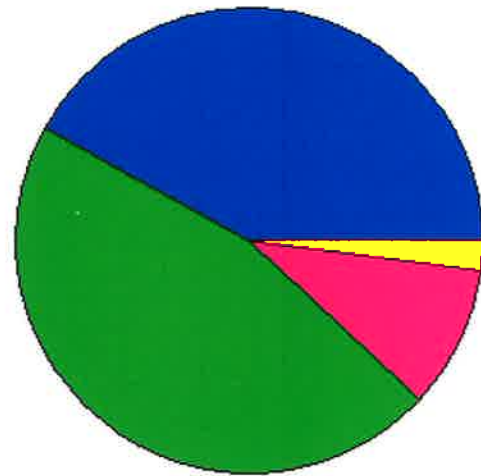
**TIF Increment Value**

**Retained TIF Value**

**Net Assessed Value 187,505**

**Net Assessed Under Protest**

\* Public Service Protests Values are not included on this report.



Real	Count	Value
Agricultural	128	534,806
Commercial	1	3,360
Residential	202	464,103
<b>Total Real Value</b>	<b>331</b>	<b>1,002,269</b>
Homestead	51	52,718
Veteran	1	3,196
Other	0	0
<b>Total Exempt</b>	<b>54</b>	<b>55,914</b>

**TIF Increment Value**

**Net Assessed 946,355**

**Net Assessed Under Protest**

Senior Freeze	2	21,650
Capped Parcels	191	372,503

Personal	Count	Value
Agricultural	20	35,676
Commercial	5	35,010
Mobile Home	2	12,969
<b>Total Personal</b>	<b>27</b>	<b>83,655</b>
<b>Total Exempt</b>	<b>2</b>	<b>400</b>

**TIF Increment Value**

**Net Assessed 83,255**

**Net Assessed Under Protest**

Public Service	Count	Value
<b>Total PS Value</b>	<b>6</b>	<b>245,827</b>

**TIF Increment Value**

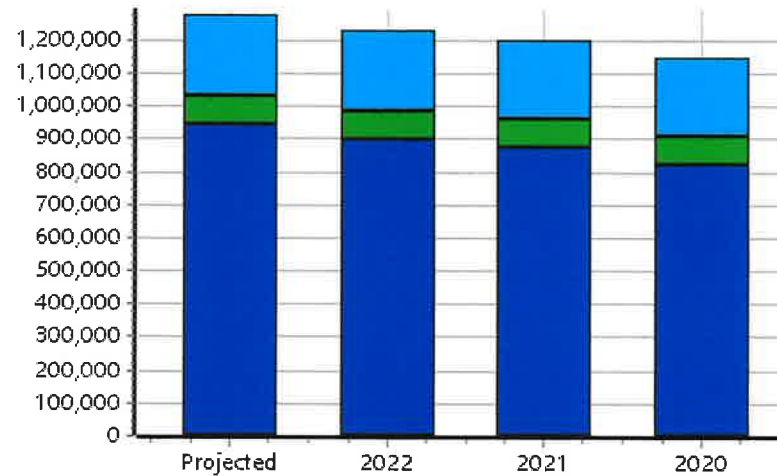
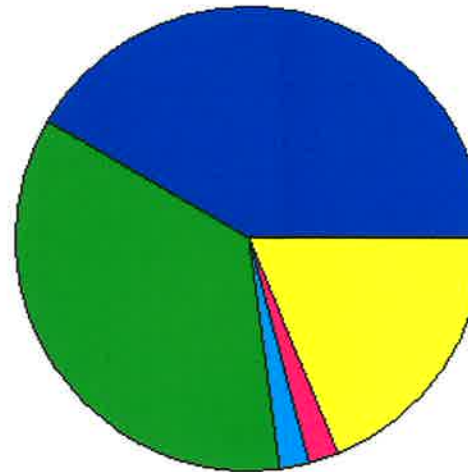
**Net Assessed 245,827**

**District Totals**

Total Gross Value	1,331,751
Homestead Loss	52,718
Other Exemption Loss	3,596
<b>TIF Increment Value</b>	
<b>Retained TIF Value</b>	
<b>Net Assessed Value</b>	<b>1,275,437</b>

**Net Assessed Under Protest**

\* Public Service Protests Values are not included on this report.



Real	Count	Value
Agricultural	4,522	30,383,530
Commercial	1,462	52,208,541
Residential	17,158	163,227,244
<b>Total Real Value</b>	<b>23,142</b>	<b>245,819,315</b>
Homestead	6,379	6,830,188
Veteran	377	4,578,576
Other	0	0
<b>Total Exempt</b>	<b>7,226</b>	<b>11,408,764</b>

**TIF Increment Value**

**Net Assessed 234,410,551**

**Net Assessed Under Protest**

Senior Freeze	823	3,734,340
Capped Parcels	13,163	44,064,860

Personal	Count	Value
Agricultural	1,176	2,567,410
Commercial	1,556	68,971,801
Mobile Home	409	972,369
<b>Total Personal</b>	<b>3,141</b>	<b>72,511,580</b>
<b>Total Exempt</b>	<b>180</b>	<b>3,567,100</b>

**TIF Increment Value**

**Net Assessed 68,944,480**

**Net Assessed Under Protest**

Public Service	Count	Value
<b>Total PS Value</b>	<b>192</b>	<b>63,391,079</b>

**TIF Increment Value**

**Net Assessed 63,391,079**

**District Totals**

Total Gross Value	381,721,974
Homestead Loss	6,830,188
Other Exemption Loss	8,145,676

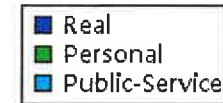
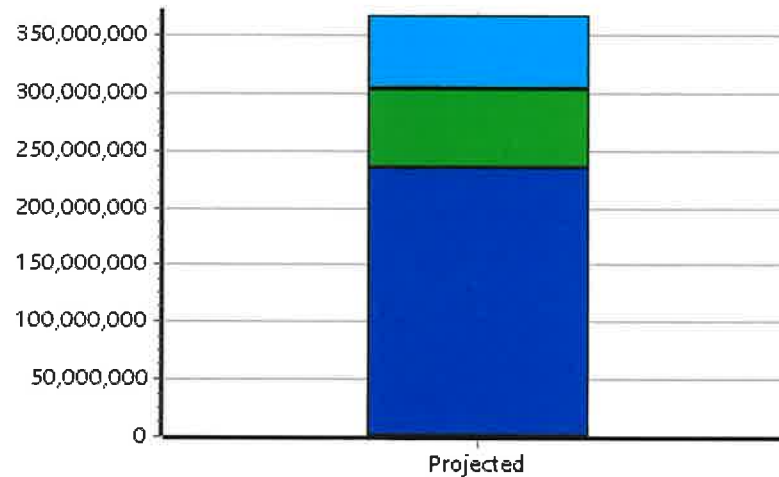

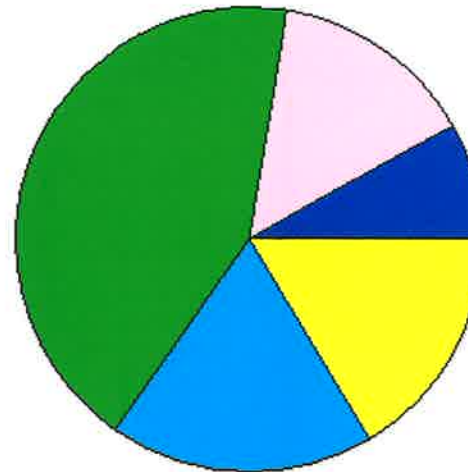
**TIF Increment Value**

**Retained TIF Value**

**Net Assessed Value 366,746,110**

**Net Assessed Under Protest**

\* Public Service Protests Values are not included on this report.



Real	Count	Value
Agricultural	0	0
Commercial	0	0
Residential	0	0
<b>Total Real Value</b>	<b>0</b>	<b>0</b>
Homestead	0	0
Veteran	0	0
Other	0	0
<b>Total Exempt</b>	<b>0</b>	<b>0</b>

**TIF Increment Value**

**Net Assessed** 0

**Net Assessed Under Protest**

Senior Freeze	0	0
Capped Parcels	0	0

Personal	Count	Value
Agricultural	0	0
Commercial	0	0
Mobile Home	0	0
<b>Total Personal</b>	<b>0</b>	<b>0</b>
<b>Total Exempt</b>	<b>0</b>	<b>0</b>

**TIF Increment Value**

**Net Assessed** 0

**Net Assessed Under Protest**

Public Service	Count	Value
<b>Total PS Value</b>	<b>0</b>	<b>0</b>

**TIF Increment Value**

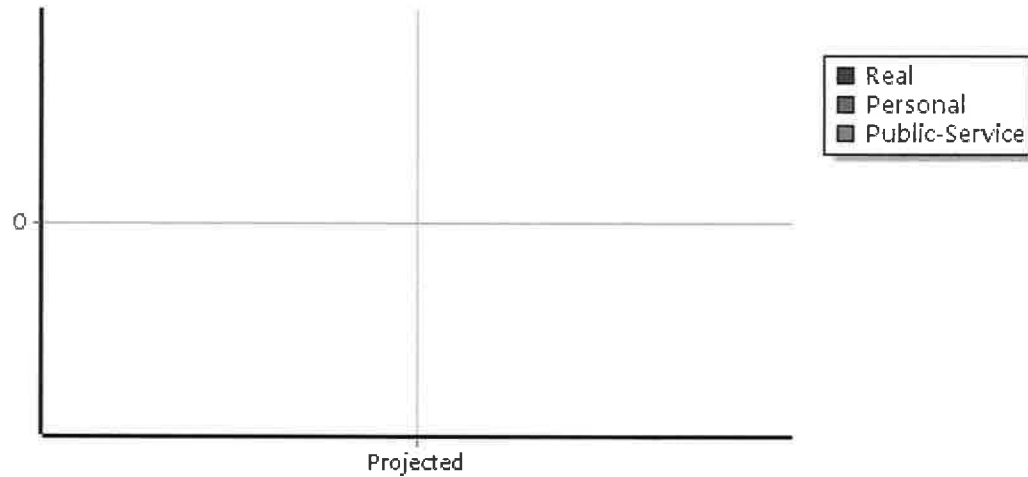
**Net Assessed** 0

**District Totals**

Total Gross Value	0
Homestead Loss	0
Other Exemption Loss	0
<b>TIF Increment Value</b>	
<b>Retained TIF Value</b>	
<b>Net Assessed Value</b>	<b>0</b>

**Net Assessed Under Protest**

\* Public Service Protests Values are not included on this report.



Real	Count	Value
Agricultural	0	0
Commercial	0	0
Residential	0	0
<b>Total Real Value</b>	<b>0</b>	<b>0</b>

Homestead	0	0
Veteran	0	0
Other	0	0
<b>Total Exempt</b>	<b>0</b>	<b>0</b>

**TIF Increment Value**

**Net Assessed** 0

**Net Assessed Under Protest**

Senior Freeze	0	0
Capped Parcels	0	0

Personal	Count	Value
Agricultural	0	0
Commercial	0	0
Mobile Home	0	0
<b>Total Personal</b>	<b>0</b>	<b>0</b>

**Total Exempt** 0

**TIF Increment Value**

**Net Assessed** 0

**Net Assessed Under Protest**

Public Service	Count	Value
<b>Total PS Value</b>	<b>0</b>	<b>0</b>

**TIF Increment Value**

**Net Assessed** 0

**District Totals**

Total Gross Value	0
Homestead Loss	0
Other Exemption Loss	0

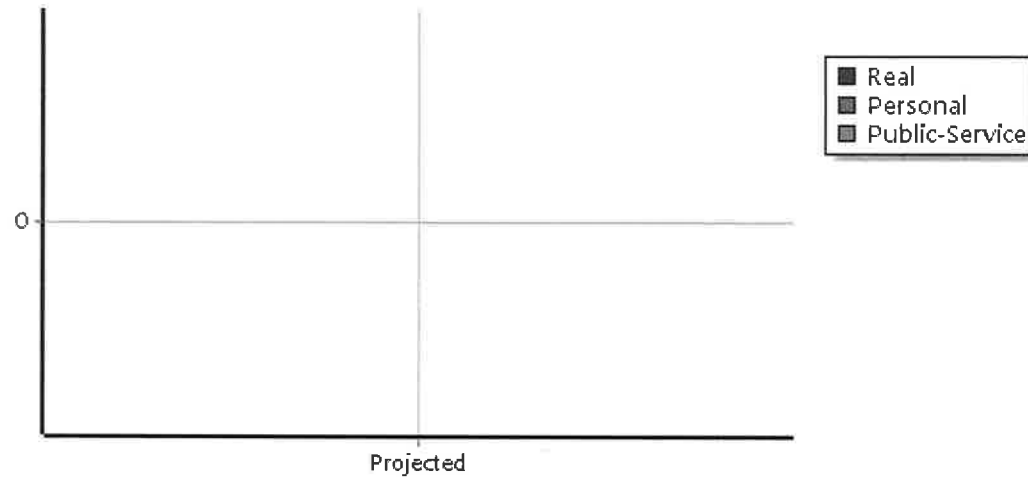
**TIF Increment Value**

**Retained TIF Value**

**Net Assessed Value** 0

**Net Assessed Under Protest**

\* Public Service Protests Values are not included on this report.



Real	Count	Value
Agricultural	0	0
Commercial	0	0
Residential	0	0
<b>Total Real Value</b>	<b>0</b>	<b>0</b>
Homestead	0	0
Veteran	0	0
Other	0	0
<b>Total Exempt</b>	<b>0</b>	<b>0</b>

**TIF Increment Value**

**Net Assessed** 0

**Net Assessed Under Protest**

Senior Freeze	0	0
Capped Parcels	0	0

Personal	Count	Value
Agricultural	0	0
Commercial	0	0
Mobile Home	0	0
<b>Total Personal</b>	<b>0</b>	<b>0</b>
<b>Total Exempt</b>	<b>0</b>	<b>0</b>

**TIF Increment Value**

**Net Assessed** 0

**Net Assessed Under Protest**

Public Service	Count	Value
<b>Total PS Value</b>	<b>0</b>	<b>0</b>

**TIF Increment Value**

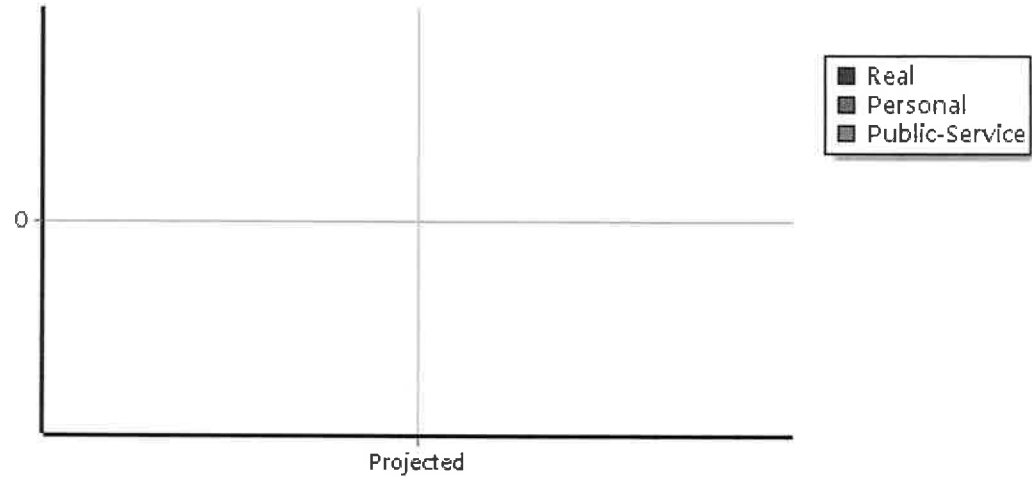
**Net Assessed** 0

**District Totals**

Total Gross Value	0
Homestead Loss	0
Other Exemption Loss	0
<b>TIF Increment Value</b>	
<b>Retained TIF Value</b>	
<b>Net Assessed Value</b>	<b>0</b>

**Net Assessed Under Protest**

\* Public Service Protests Values are not included on this report.





Real	Count	Value
Agricultural	21	217,046
Commercial	0	0
Residential	15	75,981
<b>Total Real Value</b>	<b>36</b>	<b>293,027</b>
Homestead	5	5,000
Veteran	0	0
Other	0	0
<b>Total Exempt</b>	<b>5</b>	<b>5,000</b>

**TIF Increment Value**

**Net Assessed 288,027**

**Net Assessed Under Protest**

Senior Freeze	0	0
Capped Parcels	6	26,736

Personal	Count	Value
Agricultural	3	10,732
Commercial	5	59,675
Mobile Home	2	25,470
<b>Total Personal</b>	<b>10</b>	<b>95,877</b>
<b>Total Exempt</b>	<b>1</b>	<b>200</b>

**TIF Increment Value**

**Net Assessed 95,677**

**Net Assessed Under Protest**

Public Service	Count	Value
<b>Total PS Value</b>	<b>5</b>	<b>52,050</b>

**TIF Increment Value**

**Net Assessed 52,050**

**District Totals**

Total Gross Value	440,954
Homestead Loss	5,000
Other Exemption Loss	200

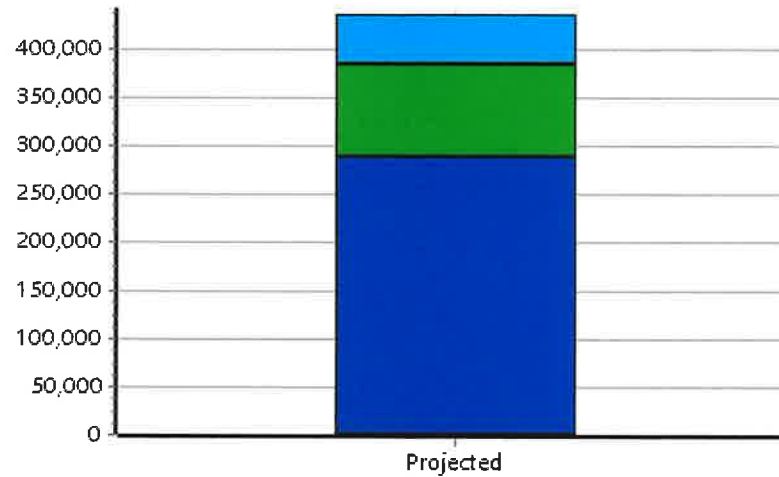
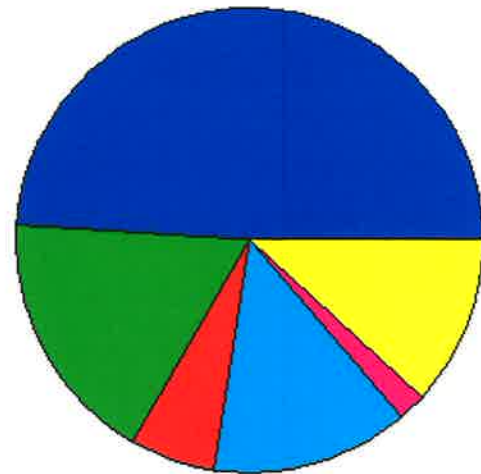
**TIF Increment Value**

**Retained TIF Value**

**Net Assessed Value 435,754**

**Net Assessed Under Protest**

\* Public Service Protests Values are not included on this report.



Real	Count	Value
Agricultural	0	0
Commercial	0	0
Residential	0	0
<b>Total Real Value</b>	<b>0</b>	<b>0</b>
Homestead	0	0
Veteran	0	0
Other	0	0
<b>Total Exempt</b>	<b>0</b>	<b>0</b>

**TIF Increment Value**

**Net Assessed** 0

**Net Assessed Under Protest**

Senior Freeze	0	0
Capped Parcels	0	0

Personal	Count	Value
Agricultural	0	0
Commercial	0	0
Mobile Home	0	0
<b>Total Personal</b>	<b>0</b>	<b>0</b>
<b>Total Exempt</b>	<b>0</b>	<b>0</b>

**TIF Increment Value**

**Net Assessed** 0

**Net Assessed Under Protest**

Public Service	Count	Value
<b>Total PS Value</b>	<b>0</b>	<b>0</b>

**TIF Increment Value**

**Net Assessed** 0

**District Totals**

Total Gross Value	0
Homestead Loss	0
Other Exemption Loss	0

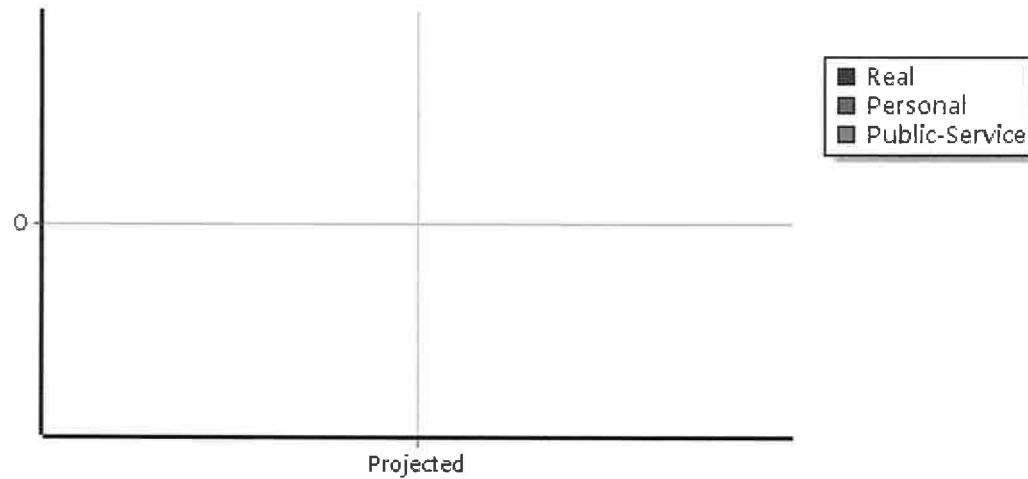
**TIF Increment Value**

**Retained TIF Value**

**Net Assessed Value** 0

**Net Assessed Under Protest**

\* Public Service Protests Values are not included on this report.



Real	Count	Value
Agricultural	20	83,221
Commercial	0	0
Residential	15	90,916
<b>Total Real Value</b>	<b>35</b>	<b>174,137</b>
Homestead	10	10,000
Veteran	0	0
Other	0	0
<b>Total Exempt</b>	<b>10</b>	<b>10,000</b>

**TIF Increment Value**

**Net Assessed 164,137**

**Net Assessed Under Protest**

Senior Freeze	2	30,582
Capped Parcels	14	46,905

Personal	Count	Value
Agricultural	8	17,885
Commercial	1	91
Mobile Home	0	0
<b>Total Personal</b>	<b>9</b>	<b>17,976</b>
<b>Total Exempt</b>	<b>2</b>	<b>400</b>

**TIF Increment Value**

**Net Assessed 17,576**

**Net Assessed Under Protest**

Public Service	Count	Value
<b>Total PS Value</b>	<b>2</b>	<b>5,792</b>

**TIF Increment Value**

**Net Assessed 5,792**

**District Totals**

Total Gross Value	197,905
Homestead Loss	10,000
Other Exemption Loss	400

**TIF Increment Value**

**Retained TIF Value**

**Net Assessed Value 187,505**

**Net Assessed Under Protest**

\* Public Service Protests Values are not included on this report.

